



## RF Point-Point Backup

**Redline 300RF Kit  
A-WLAN-0058**

A-WLAN-0058 is a 802.11n wireless bridge kit comprising two enclosures with integrated 300MBit/s 802.11n electronics and antennas, power injectors and cabling enabling a long range, high performance wireless bridge to be implemented.

A major feature of this product is the use of outdoor-hardened electronics, which provide greater reliability and performance compared to the use of wireless electronics intended for indoor use only, which are often used in other competing products. Special care has been taken to provide good power quality to the electronics via a separate surge protected integrated gland.

The use of a high performance, dual polarised 20dBi directional antenna with reduced sidelobe levels allows for maximum protection against spurious signals.

### Features:

- Weatherproof for outdoor use
- High performance long range outdoor-hardened electronics
- Dual polarised high gain integrated antenna
- Integrated surge protected gland
- Easy installation

### Applications:

- Point-to-point links

### SPECIFICATIONS OF THE REDLINE 300RF KIT

#### ANTENNA

Antenna gain (max)	20 dBi
Antenna gain (typical)	19 dBi
Antenna VSWR	< 2:1
Elevation 3dB beamwidth	14 degrees
Azimuth 3dB beamwidth	10 degrees
Polarisation	Dual Linear

#### ELECTRONICS:

Type	802.11a/n compliant
Output RF power	19 dBm
Nominal data rate	Up to 300Mbps, (40MHz channel, 2Nss)
Modulation	OFDM: BPSK, QPSK, 16QAM, 64QAM CCK, DSSS: CCK, DQPSK, DBPSK
Sensitivity (excl antenna)	-91Bm (MCS0), -74dBm (MCS7)
Power over Ethernet	Yes (18/24VDC)

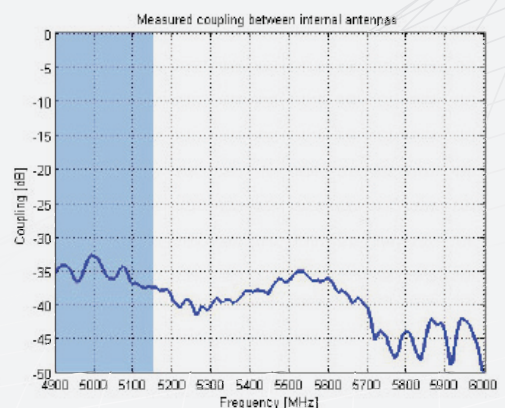
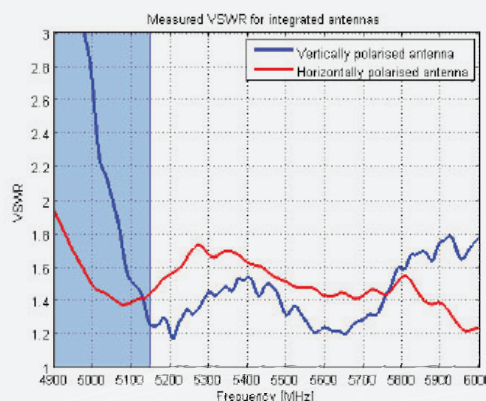
#### ENVIRONMENTAL:

Wind Loading	160km/h
Temperature Range	- 10° C to +60° C
Shock	40G at 10 msec
Thermal Shock	-20° C to +70° C : 10 cycles
Water Ingress Rating	IP65 (NEMA 4X)

#### MECHANICAL:

Dimensions (l x w x d)	364mm x 258mm x 98mm
Weight	2.44kg
Mounting	Cast aluminium bracket for up to 50mm poles. Azimuth and elevation tilt capable.

#### VSWR and Isolation

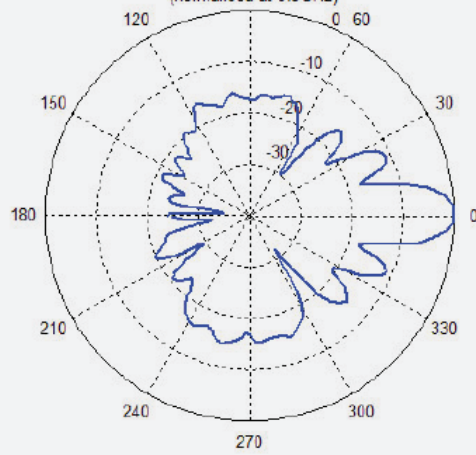




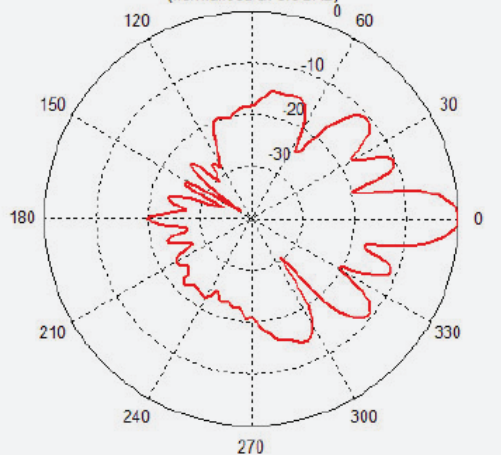
## RF Point-Point Backup

### Radiation patterns

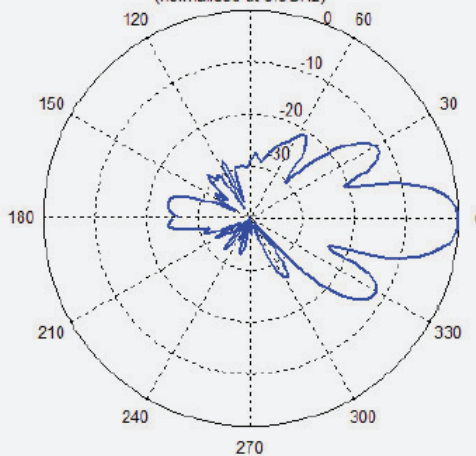
Azimuth (H-Plane) gain pattern of vertically polarised antenna (normalised at 5.5GHz)



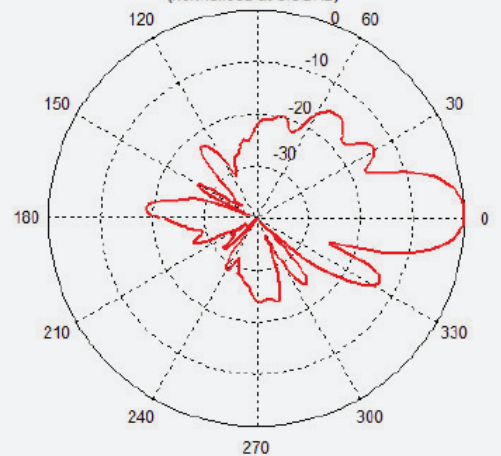
Azimuth (E-Plane) gain pattern of horizontally polarised antenna (normalised at 5.5GHz)



Elevation (E-Plane) gain pattern of vertically polarised antenna (normalised at 5.5GHz)



Elevation (H-Plane) gain pattern of horizontally polarised antenna (normalised at 5.5GHz)



### Gain

